Procurement Services
Lucas Administrative Center, 617
1 Nunn Drive
Highland Heights, KY 41099
859.572.6605
FAX 859.572.6995

ADDENDUM NO: **2**

IFB/RFP No: ITB NKCC -07-2020

Project /Commodity: **Norse Hall Piping Repairs**

Date: 05/29/2020

Due Date: **June 5, 2020 @ 2PM**

BIDDER/RESPONDER SHALL CONFORM TO THE FOLLOWING CHANGES AS SAME SHALL BECOME BINDING UPON THE CONTRACT TO BE ISSUED IN RESPONSE TO THIS INVITATION FOR BID.

Norse Hall Exterior Repair - Addendum No. 2

General Coordination

1. This Addendum shall supersede all previously issued Contract Documents wherein it modifies same. All other conditions remain unchanged. The following changes, additions, or deletions as set forth herein shall apply to the above documents and shall be made part thereof and shall be subject to all the requirements thereof as though originally shown and / or specified.
2. Attached sign-in sheet of bidders at walk through May 22, 2020 @ 10:00am
3. Acknowledge receipt of this Addendum on Bid Proposal

Invitation to Bid Revisions:

1. 3.1 Key Event Dates:
   a. Bid Due Date: June 5,2020 as indicated on Addendum No. 1
   b. Revised Bid Award Date: **June 10, 2020**
   c. Revised Start be tentative for **June 15, 2020**
2. 4.0 Scope of work:
   Labor, materials, and coordination to replace seven lines of waterlines into each of five residential (5) units (1114, 1116, 1122, 1126 and 1131) of Norse Hall on Northern Kentucky University's campus. New copper piping will run from the existing mains through the units' floor slab, construct new interior plumbing chase, and through the units to the lines above the bathroom ceilings. Current location runs in ceiling to behind existing vanities. Shut-off valve location to be moved to common area /living room to be accessible via access panel within new plumbing chase. Work to be reconnected/back fed from existing pipes. The exterior copper piping will be insulated refer to documents for provided spec and type "K" with shut off valve where the pipes enter the building. The interior piping will be type "L" and also insulated refer to documents for provided spec.

   Labor will include but not limited to, additional/revised scope:

   - Construction of new plumbing chase within unit common area, metal framing and drywall. Verify existing wall insulation intact between exterior wall and piping within new chase.
   - New copper piping to tie onto existing taps.
   - If lavatories are needed to be removed in order to conduct work, it is in bidder scope to put back in place after work is completed
3. 5.0 BID DOCUMENTS
   a. 5.5 Bid Form, revised alternate – RM Number 1112
   b. 5.6 List of Unit Prices Form to submit with Bid
      i. Unit Price for material and labor of patch and repair drywall work in linear ft, per sheet

   Appendix 2 – revised room number location. RM 1111 changed to RM 1112 for location of access to pipping repairs

   Appendix 3 – revised room number location. RM 1111 changed to RM 1112 for location of access to pipping repairs

   Appendix 4 - Original scanned framing drawings provided for reference only.

Questions Received

1. Truss spacing above ceiling is 24”o.c., verify in field. Original scanned framing drawings provided for reference only, Appendix 4.
2. Water Mains are 3’ ft. below grade
3. Mains originate from Norse Commons and valve in roundabout between Buildings 5 and 6.
4. NKU Housing Facility Management team will be responsible for all shutoffs. Building is currently unoccupied for the duration of the summer. Building can be down all summer if needed.
5. All buildings are slab on grade
6. New valves are to only be locate within the units. As stated in ItB preference is for new location in common areas of each unit.
7. Method of ‘pro-press’ pipe fitting is accepted
8. Tie on to existing tap. New t’s are not to be included in scope of work

9. Specification Section for (for interior and exterior copper piping insulation):

PART 1 GENERAL

1.1 Description

a. Contract and General Requirements as laid out in the Invitation to bid shall govern the work of this section.
b. Contractor shall provide labor, materials, equipment, and supervision necessary to
   1) insulate copper piping at the exterior of the building at all underground locations to adequately provide a waterproof condition for the entirety of the scope of work

   2) insulate copper piping at the interior of the building upon entry to adequately provide a waterproof condition for the entirety of the scope of work

1.2 Submittals

a. Provide manufacturer custsheet of product to owner with product information and warranty for review.

PART 2 PRODUCTS

2.1 Exterior Pipe Insulation

a) Provide 1" thick Foamglas insulation with "pit" wrap for the entirety of length of underground pipe. Vapor seal at all joints to maintain watertight connection. All insulation shall be installed in accordance with manufacturer's recommendations along with state plumbing code.

2.2 Interior Piping Insulation:

a) Provide 1" thick fiberlass insulation for the entirety of length of interior piping. Seal as required at all joints to maintain watertight connection All insulation shall be installed in accordance with manufacturer's recommendations along with state plumbing code.

PART 3 EXECUTION

3.1 Installation

a) Coordinate as required with other trades to assure proper and adequate provision in the work of those trades for interface with the work of this Section.
b) Contractor shall examine the areas and conditions under which work of this Section will be performed.
   1. Verify conformance with manufacturer's requirements;
   2. Report unsatisfactory conditions in writing to the Owner;
   3. Do not proceed until unsatisfactory conditions are corrected.

Bidder must acknowledge receipt of this and any addenda with bid.

END OF
ADDENDUM

Holly C. Vasquez
Procurement Services Manager
Northern Kentucky University
617 Lucas Administrative Center
Highland Heights, KY 41099
vasquezh1@nku.edu
O: (859) 572-5171
F: (859) 572-6995

HCV-05/29/2020

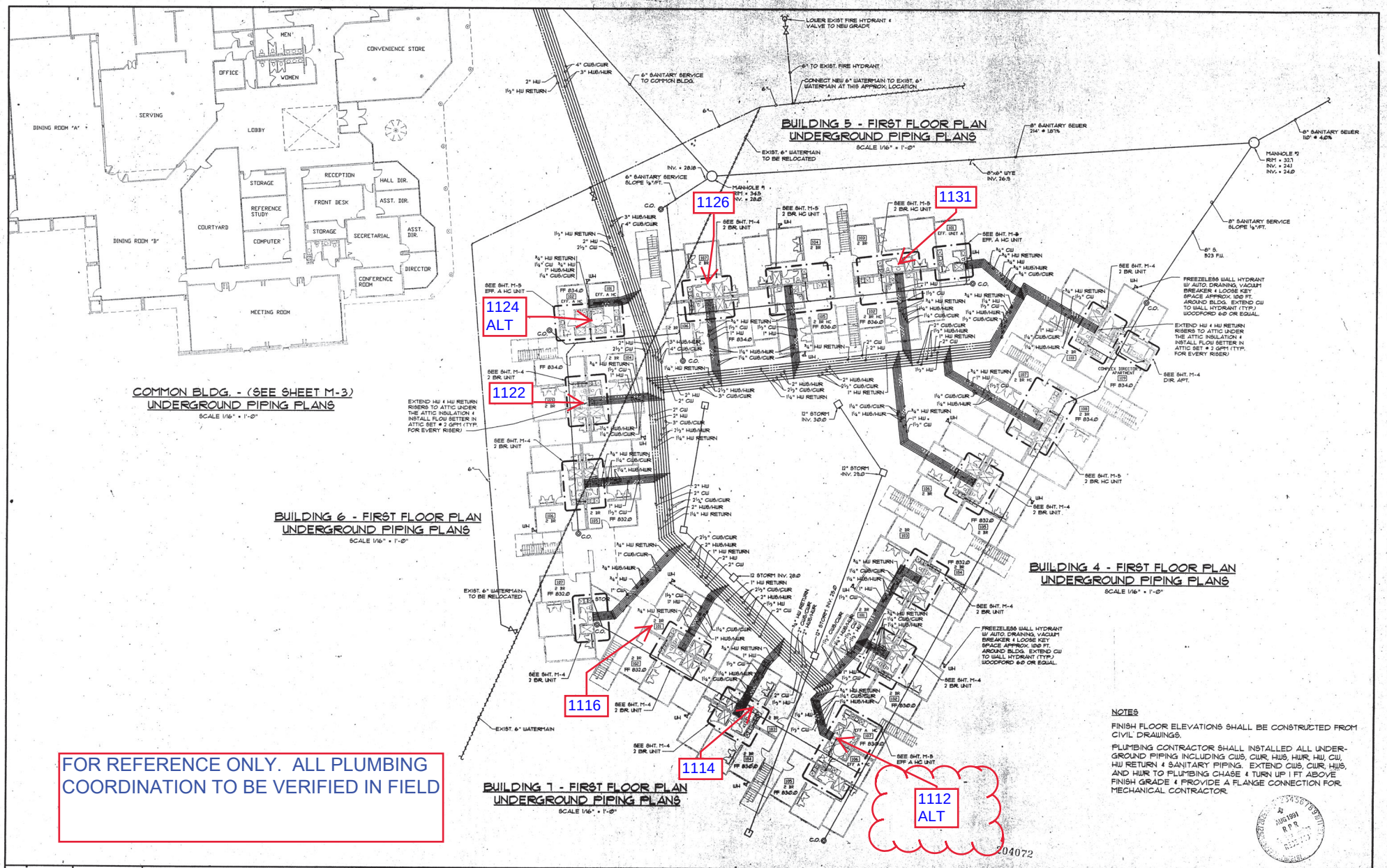
COMMON BLDG. - (SEE SHEET M-3)
UNDERGROUND PIPING PLANS
SCALE 1/16" = 1'-0"
BUILDING 5 - FIRST FLOOR PLAN
UNDERGROUND PIPING PLANS
SCALE 1/16" = 1'-0"
BUILDING 6 - FIRST FLOOR PLAN
UNDERGROUND PIPING PLANS
SCALE 1/16" = 1'-0"
BUILDING 4 - FIRST FLOOR PLAN
UNDERGROUND PIPING PLANS
SCALE 1/16" = 1'-0"
BUILDING 7 - FIRST FLOOR PLAN
UNDERGROUND PIPING PLANS
SCALE 1/16" = 1'-0"
1126
1131
1124
ALT
1122
1116
1114
1112
ALT
NOTES
FINISH FLOOR ELEVATIONS SHALL BE CONSTRUCTED FROM CIVIL DRAWINGS.
PLUMBING CONTRACTOR SHALL INSTALLED ALL UNDERGROUND PIPING INCLUDING CWS, CWR, HWS, HWR, HW, CW, HW RETURN & SANITARY PIPING. EXTEND CWS, CWR, HWS, AND HWR TO PLUMBING CHASE & TURN UP 1 FT ABOVE FINISH GRADE & PROVIDE A FLANGE CONNECTION FOR MECHANICAL CONTRACTOR.
FOR REFERENCE ONLY. ALL PLUMBING COORDINATION TO BE VERIFIED IN FIELD
STEVEN MICHAEL TYLER, P.E.
MECHANICAL ENGINEER
2011 Shadowood Ct., Columbia, S.C. 29212
NKU
RESIDENTIAL VILLAGE DEVELOPMENT
HIGHLAND HEIGHTS, KENTUCKY
SHEET TITLE:
BUILDINGS 4, 5, 6 & 7
UNDERGROUND PIPING PLANS
REVISIONS
BY
Drawn SMT
Date 7/29/91
Sheet
M2

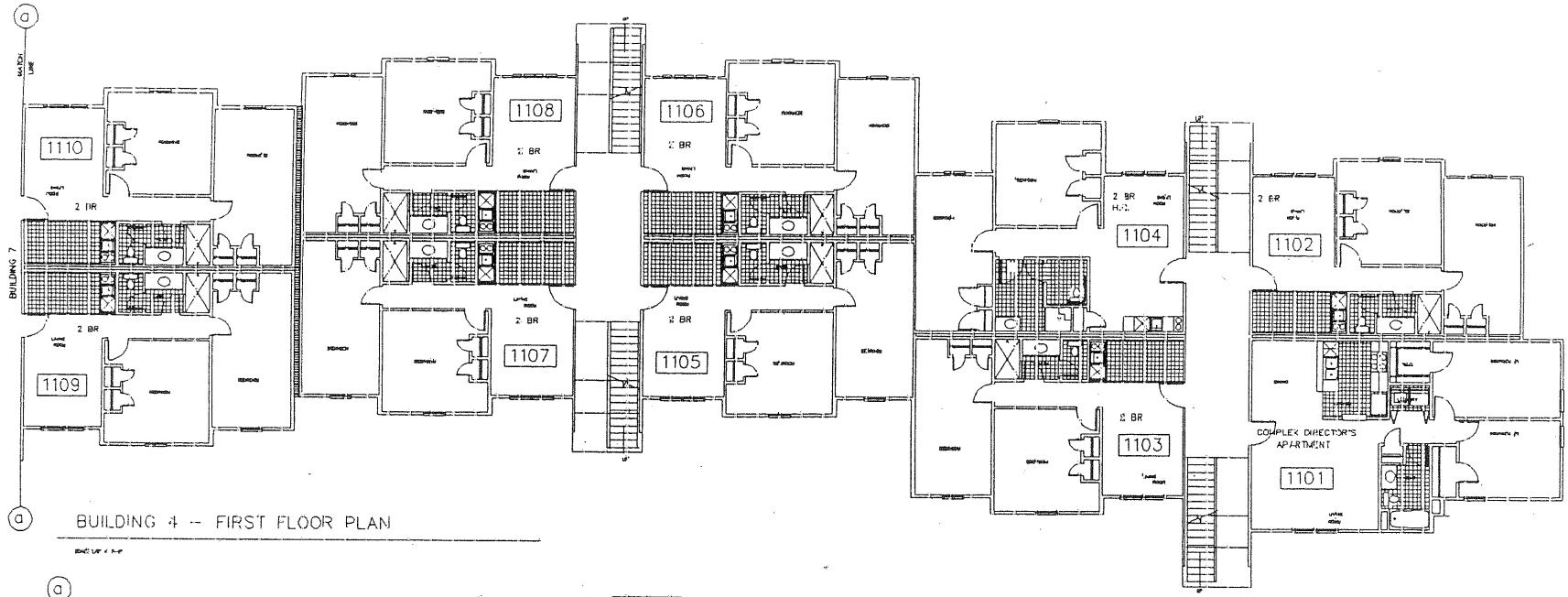

BUILDING 4 – FIRST FLOOR PLAN

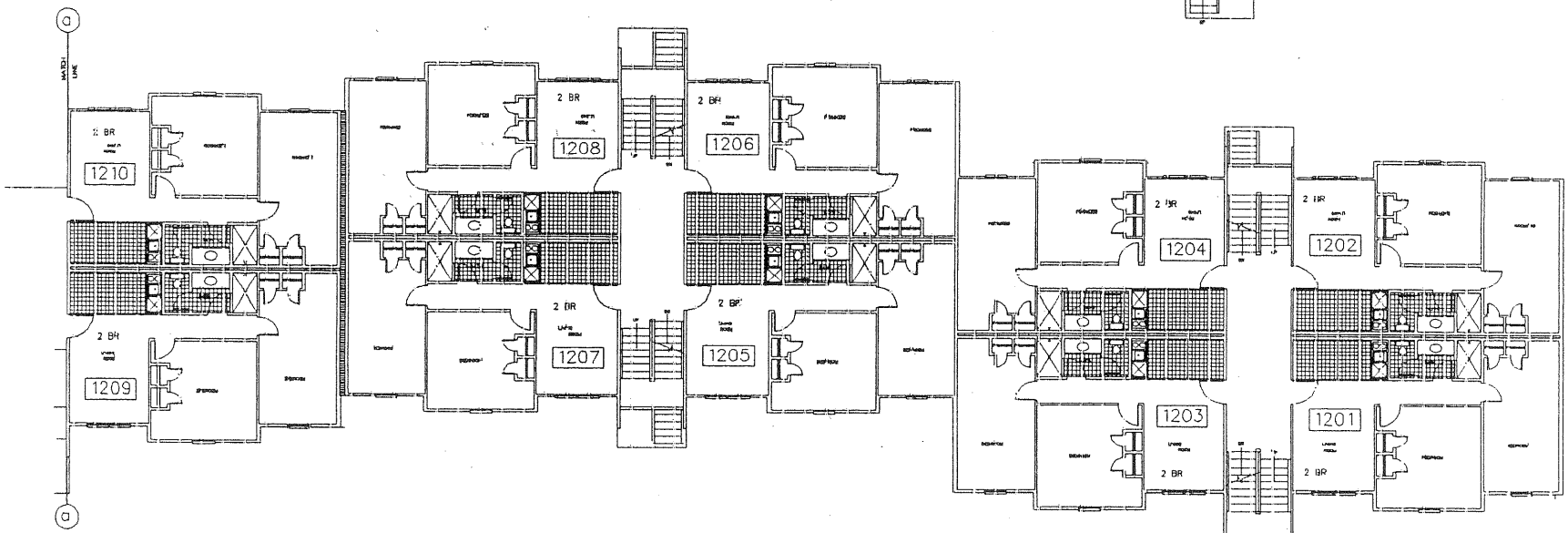

BUILDING 4 – SECOND FLOOR PLAN

Norse Hall

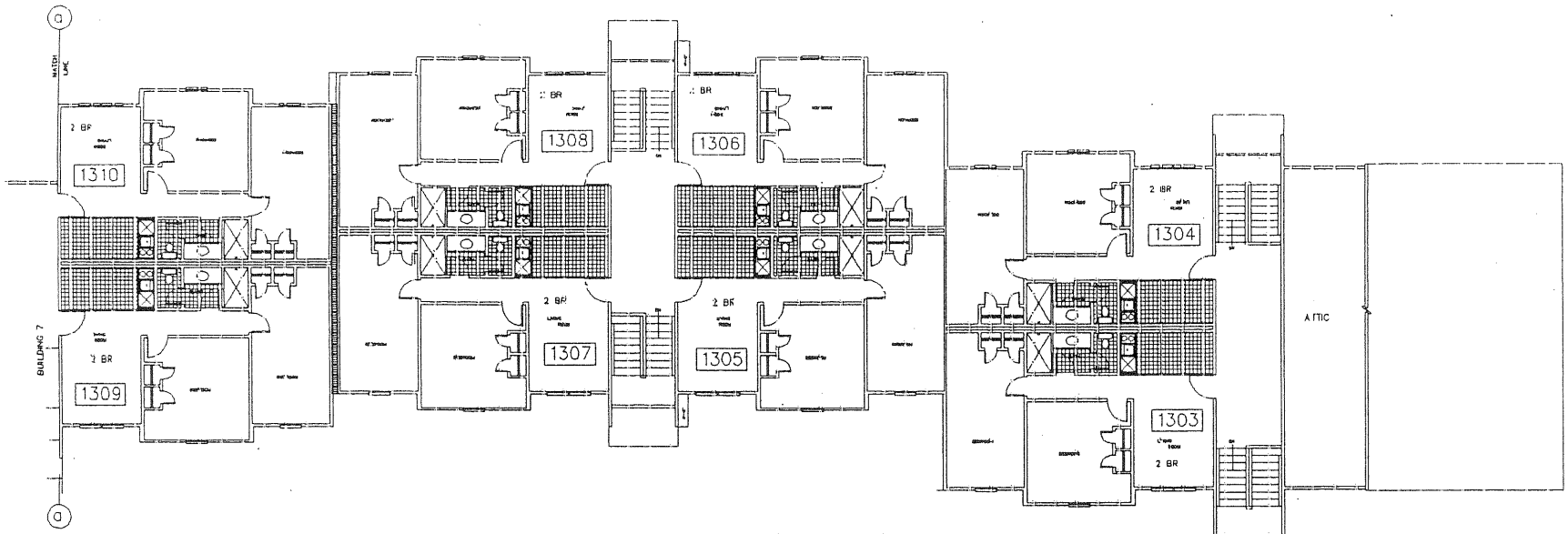

BUILDING 4 -- THIRD FLOOR PLAN

Norse Hall

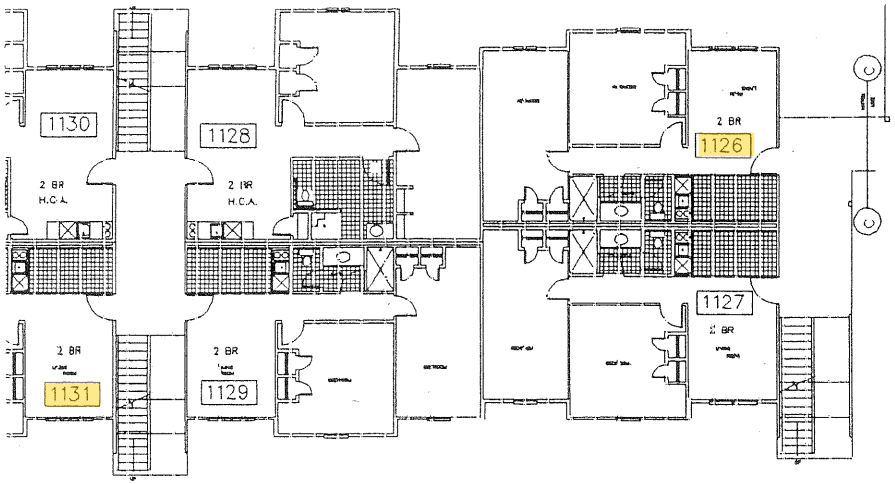

ST FLOOR PLAN

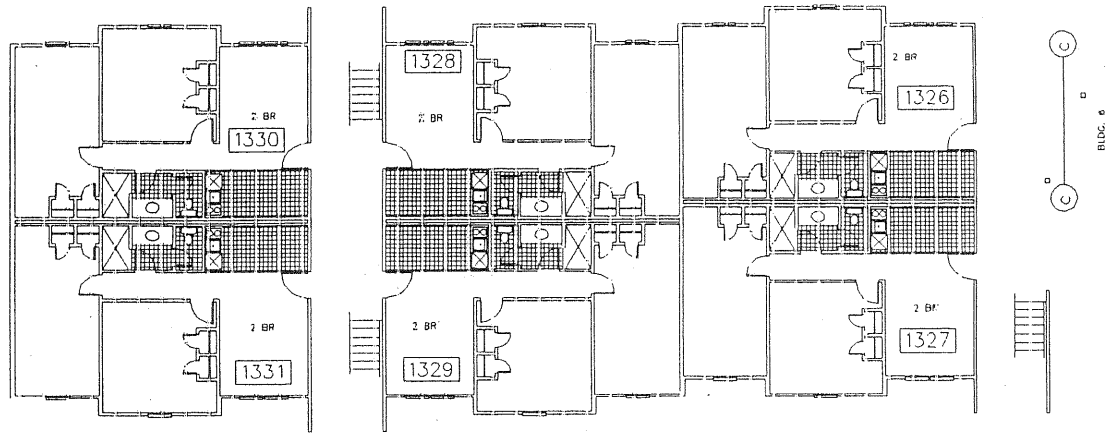

BUILDING 5 – THIRD FLOOR PLAN

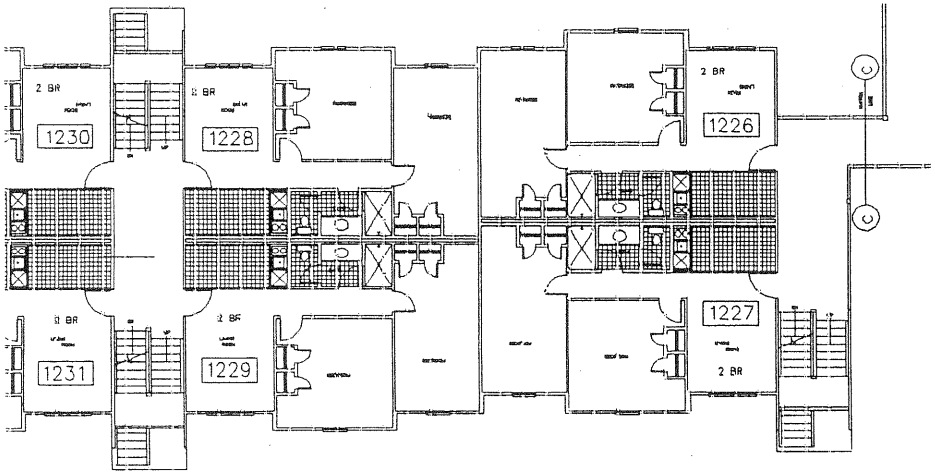

ND FLOOR PLAN

Norse Hall

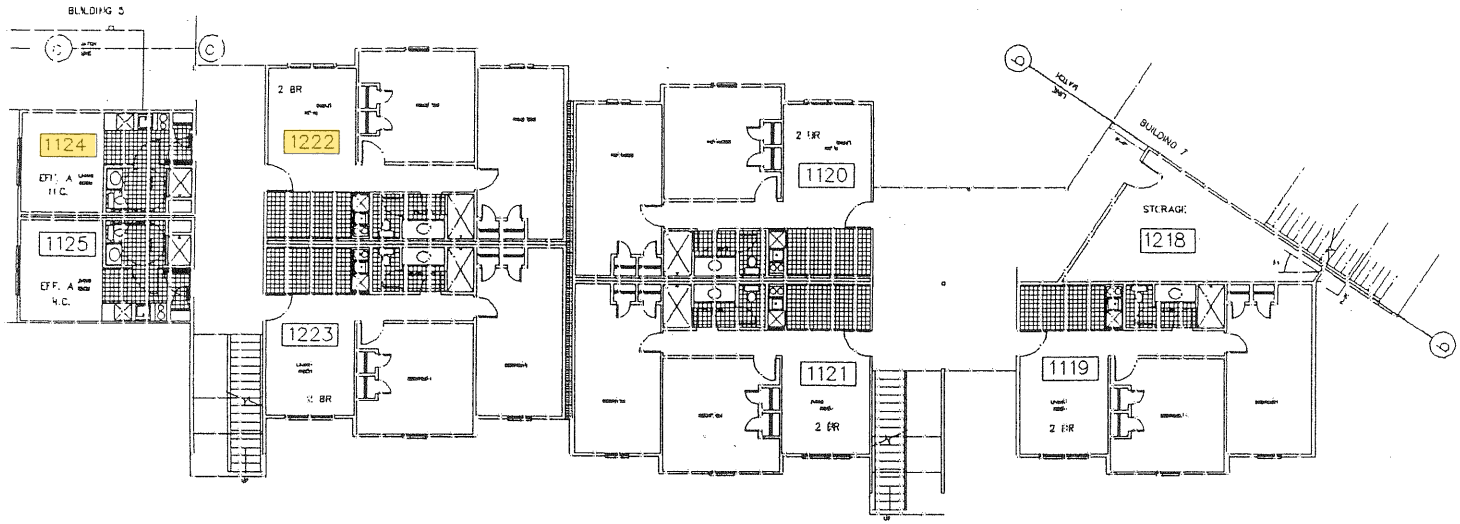

BUILDING 6 – FIRST FLOOR PLAN

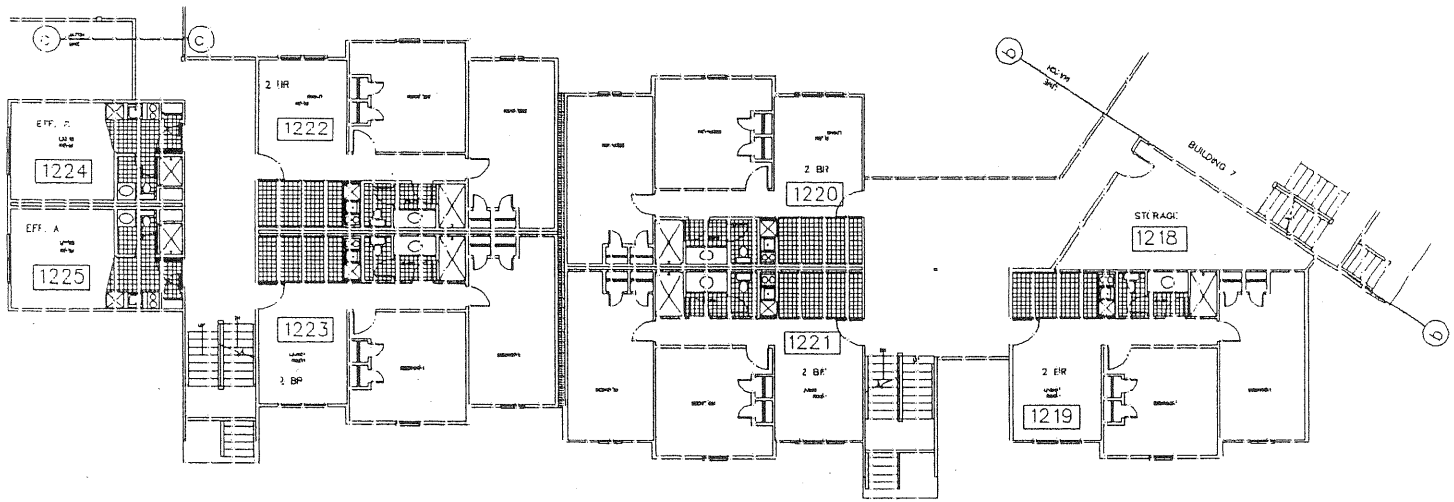

BUILDING 6 – SECOND FLOOR PLAN

Norse Hall

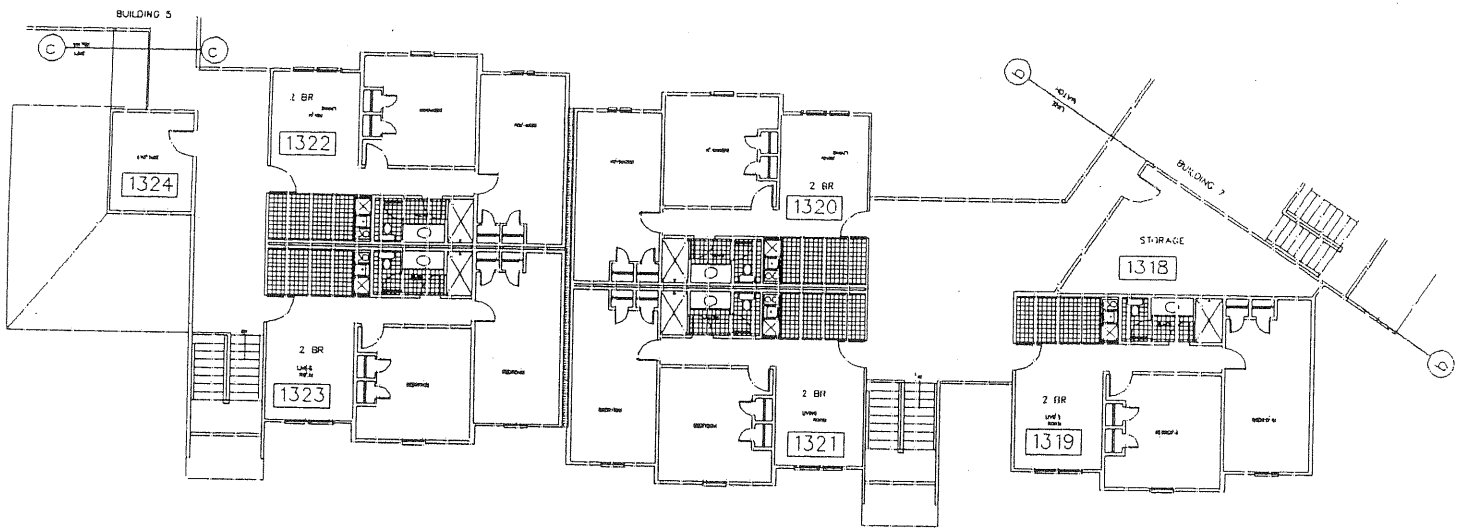

BUILDING 6 – THIRD FLOOR PLAN

SCALE 1/8" = 1'-0"

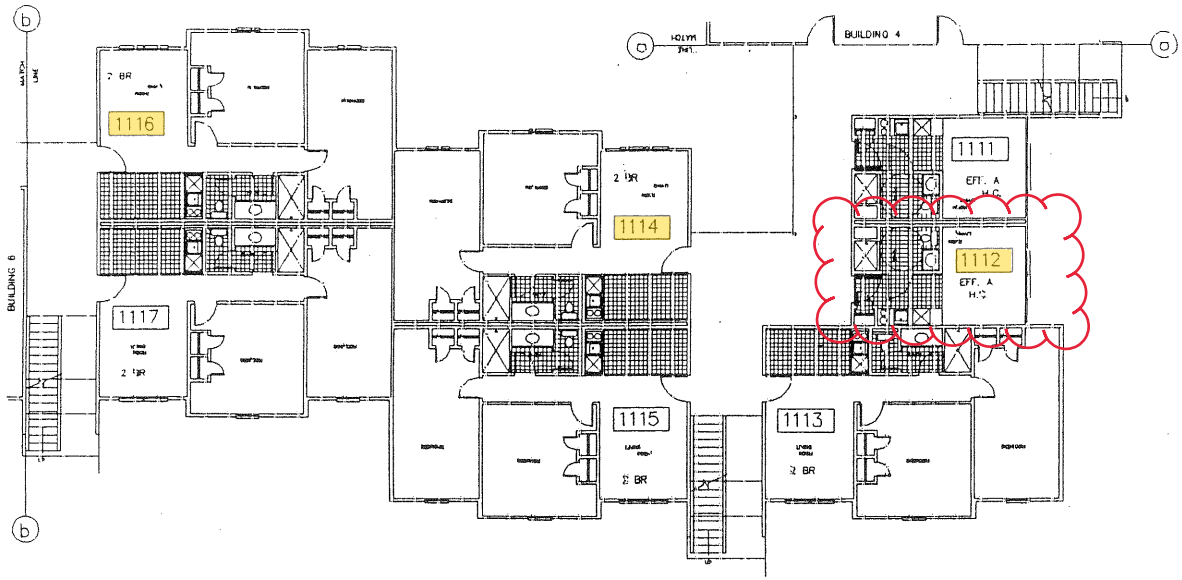

BUILDING 7 -- FIRST FLOOR PLAN

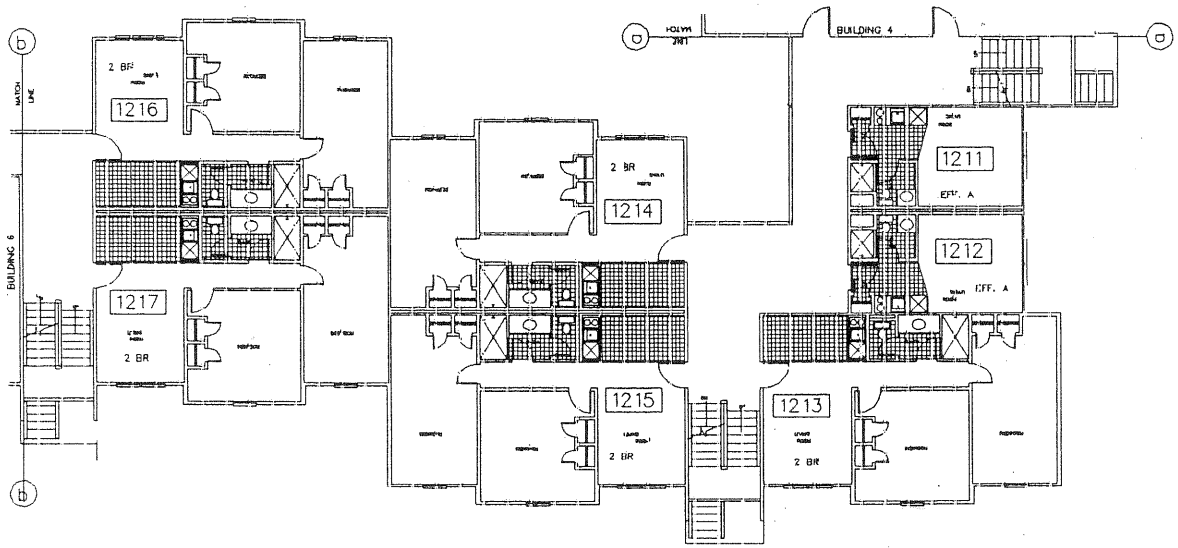

BUILDING 7 -- SECOND FLOOR PLAN

Norse Hall

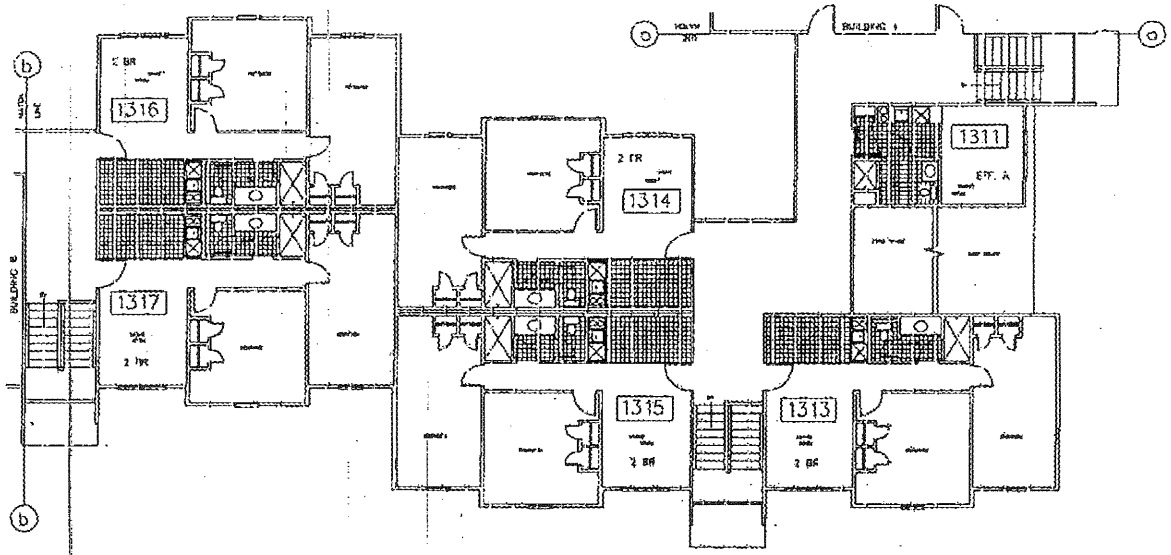

BUILDING 7 -- THIRD FLOOR PLAN

Norse Hall

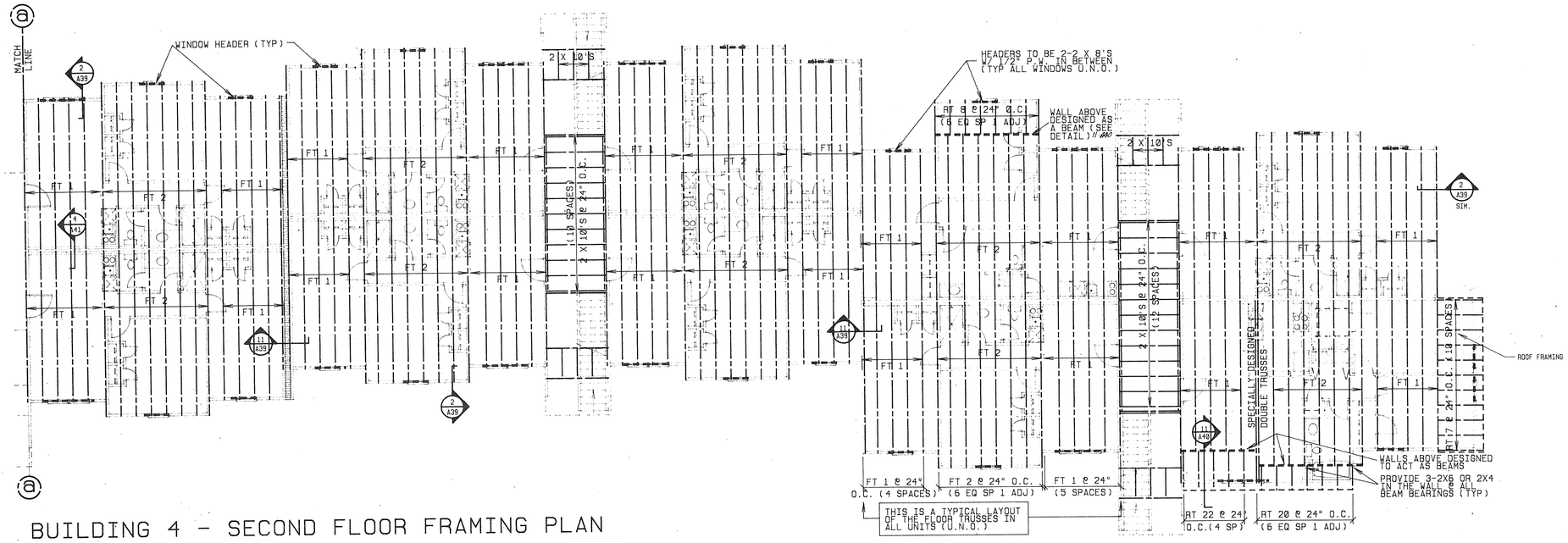

BUILDING 4 - SECOND FLOOR FRAMING PLAN

SCALE 1/8" = 1'-0"

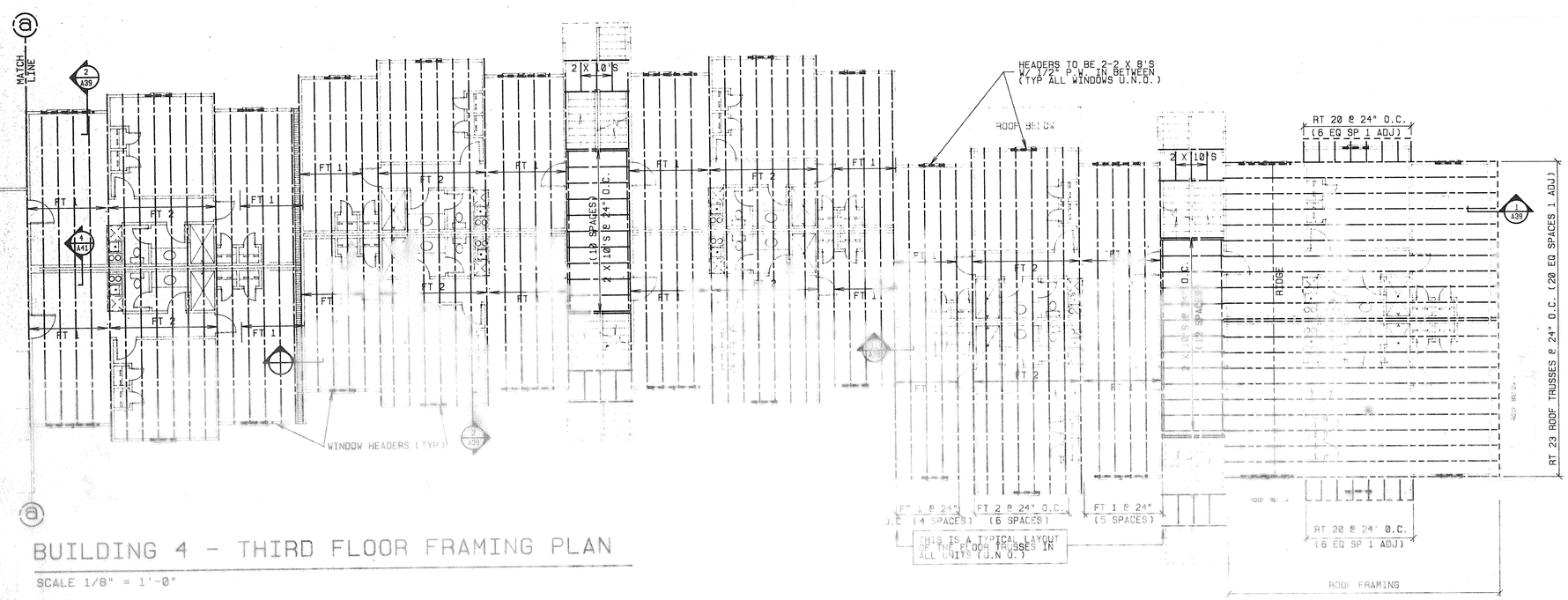

BUILDING 4 - THIRD FLOOR FRAMING PLAN

SCALE 1/8" = 1'-0"

JUL 1991
RPR & Associates
RECEIVED

NORTHERN KENTUCKY UNIVERSITY
Residential Village Development (RFP041790)

BUILDING 4 - FRAMING PLANS

SCALE: 1/8" UNO
DRAWN BY: PI
DATE: 7/19/91
JOB NO. 5490
FILE NO. B4

SHEET NO. A-26

204424

THIS DRAWING IS THE PROPERTY OF MILLER/PLAYER & ASSOCIATES ARCHITECTS AND PLANNERS, LTD. AND IS NOT TO BE REPRODUCED OR COPIED IN WHOLE OR IN PART. IT IS ONLY TO BE USED FOR THE PROJECT AND SITE SPECIFICALLY IDENTIFIED HEREIN AND IS NOT TO BE USED ON ANY OTHER PROJECT. IT IS TO BE RETURNED UPON REQUEST.

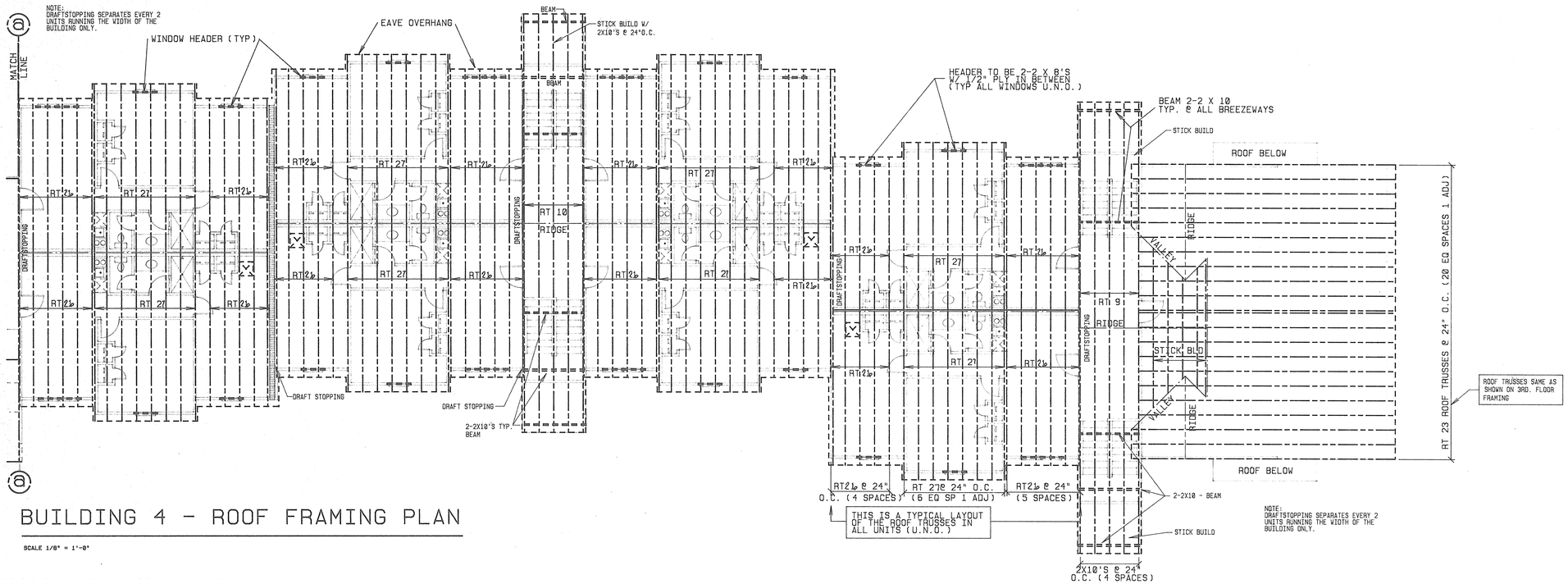

BUILDING 4 - ROOF FRAMING PLAN

SCALE 1/8" = 1'-0"

204384

NORTHERN KENTUCKY UNIVERSITY
Residence Halls Development (#99041780)

BUILDING 4- FRAMING PLANS

JOB NO. 3490 | DATE: 7/12/91 | DRAWN BY: RY | SCALE: 1/8"=1'-0" UNO | FILE NO. 84 | REVISIONS:

SHEET NO. A-27

THIS DRAWING IS THE PROPERTY OF MILLER/PLAYER & ASSOCIATES ARCHITECTS AND PLANNERS, LTD. AND IS NOT TO BE REPRODUCED OR COPIED IN WHOLE OR IN PART. IT IS ONLY TO BE USED FOR THE PROJECT AND SITE SPECIFICALLY IDENTIFIED HEREIN AND IS NOT TO BE USED ON ANY OTHER PROJECT. IT IS TO BE RETURNED UPON REQUEST.

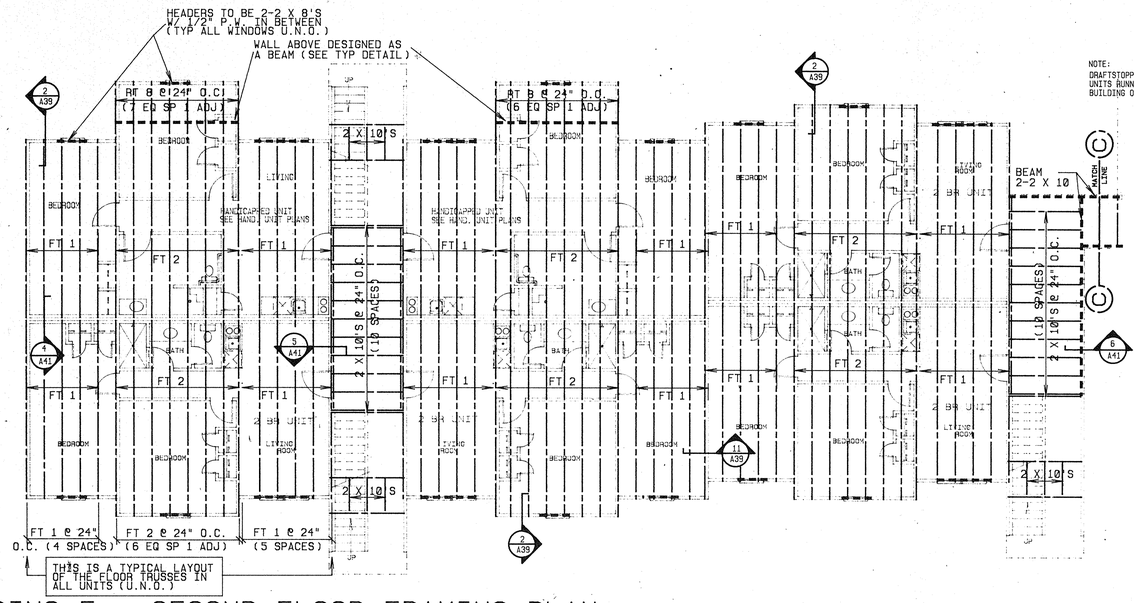

BUILDING 5 - SECOND FLOOR FRAMING PLAN

SCALE 1/8" = 1'-0"

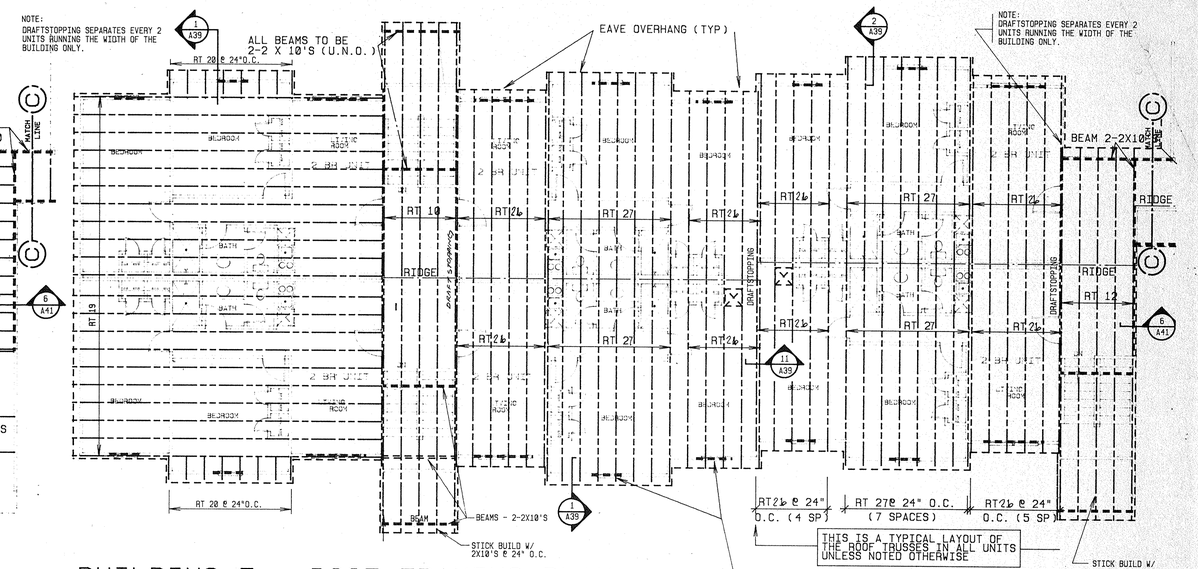

BUILDING 5 - ROOF FRAMING PLAN

SCALE 1/8" = 1'-0"

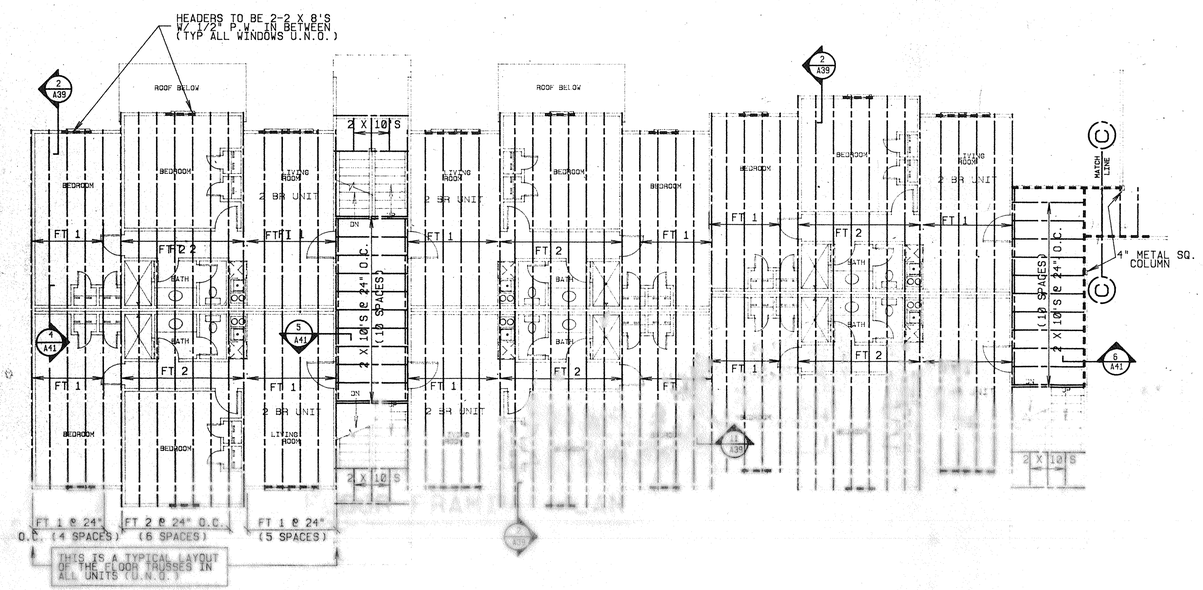

BUILDING 5 - THIRD FLOOR FRAMING PLAN

SCALE 1/8" = 1'-0"

JUL 1991 R P R & Associates RECEIVED

203849

NORTHERN KENTUCKY UNIVERSITY
Residential Village Development (RFP041790)

BUILDING 5- FRAMING PLAN

REVISIONS:
FILE NO. 84
SCALE: 1/8=1'-0 UNO
DRAWN BY: RP
DATE: 7/12/91
JOB NO. 790
PLANS
SHEET NO. A-28

MILLER/PLAYER & ASSOCIATES ARCHITECTS AND PLANNERS, LTD. 1010 EAST NORTH STREET · SUITE A · GREENVILLE, S.C. 29601 (803) 242-6177

THIS DRAWING IS THE PROPERTY OF MILLER/PLAYER & ASSOCIATES ARCHITECTS AND PLANNERS, LTD. AND IS NOT TO BE REPRODUCED OR COPIED IN WHOLE OR IN PART. IT IS ONLY TO BE USED FOR THE PROJECT AND SITE SPECIFICALLY IDENTIFIED HEREIN AND IS NOT TO BE USED ON ANY OTHER PROJECT. IT IS TO BE RETURNED UPON REQUEST.

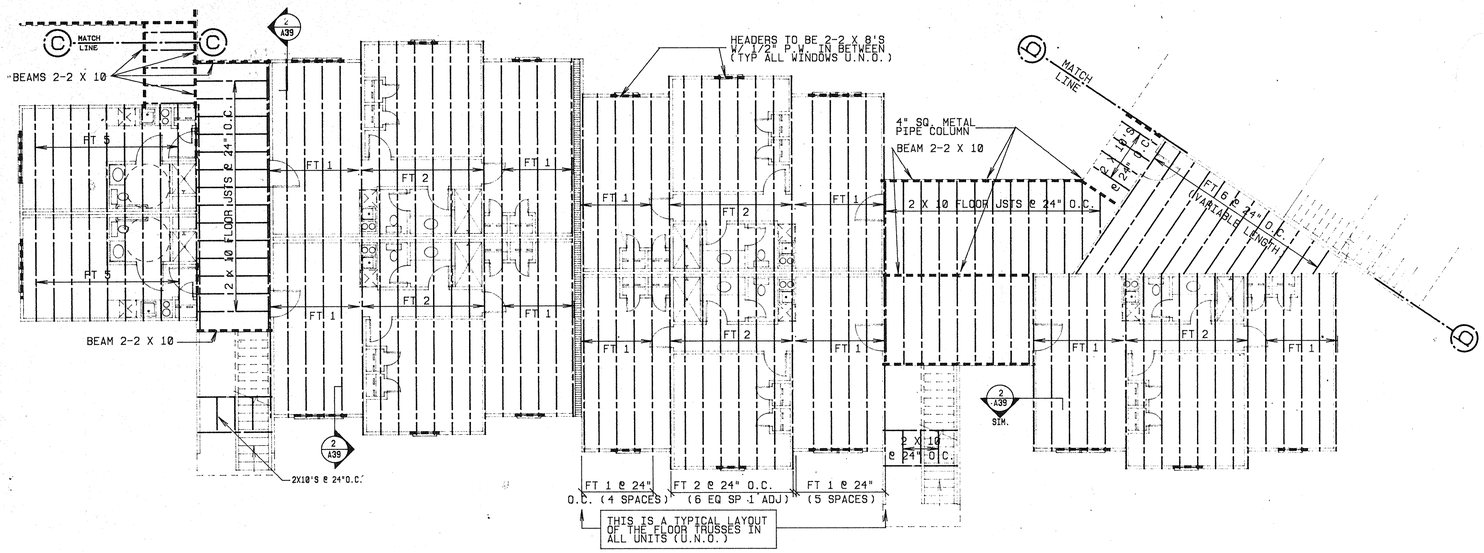

BUILDING 6 - SECOND FLOOR FRAMING PLAN

SCALE 1/8" = 1'-0"

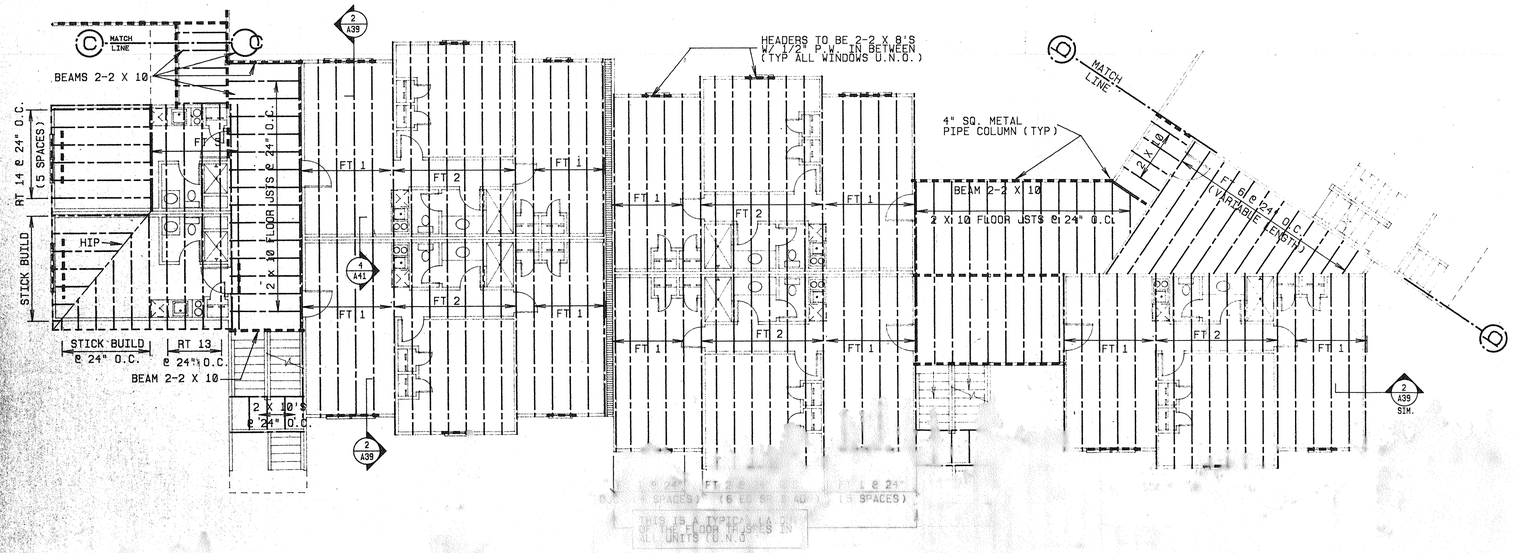

BUILDING 6 - THIRD FLOOR FRAMING PLAN

SCALE 1/8" = 1'-0"

JUL 1991
R.P.R. & Associates
RECEIVED

203850

NORTHERN KENTUCKY UNIVERSITY
Residential Village Development (RFP041790)

BUILDING 6- FRAMING PLANS

JOB NO. 5490 DATE: 11/21/91 DRAWN BY: RA SCALE: 1/8"=1'-0" UNO FILE NO. 84 REVISIONS:

THIS DRAWING IS THE PROPERTY OF MILLER/PLAYER & ASSOCIATES ARCHITECTS AND PLANNERS, LTD. AND IS NOT TO BE REPRODUCED OR COPIED IN WHOLE OR IN PART. IT IS ONLY TO BE USED FOR THE PROJECT AND SITE SPECIFICALLY IDENTIFIED HEREIN AND IS NOT TO BE USED ON ANY OTHER PROJECT. IT IS TO BE RETURNED UPON REQUEST.

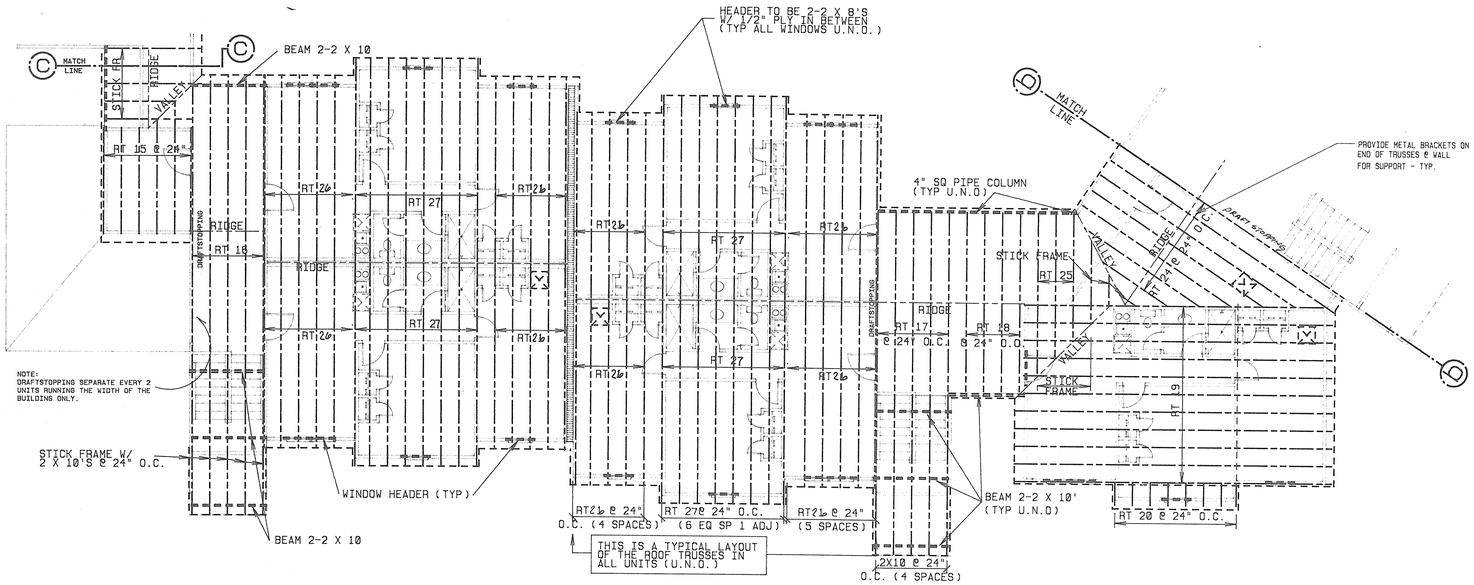

BUILDING 6 - ROOF FRAMING PLAN

SCALE 1/8" = 1'-0"

ALL DIMENSIONS OF THE TRUSSES TO BE VERIFIED BY THE TRUSS MANUFACTURER

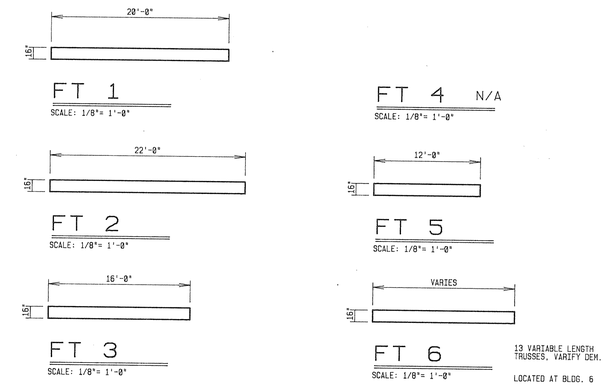

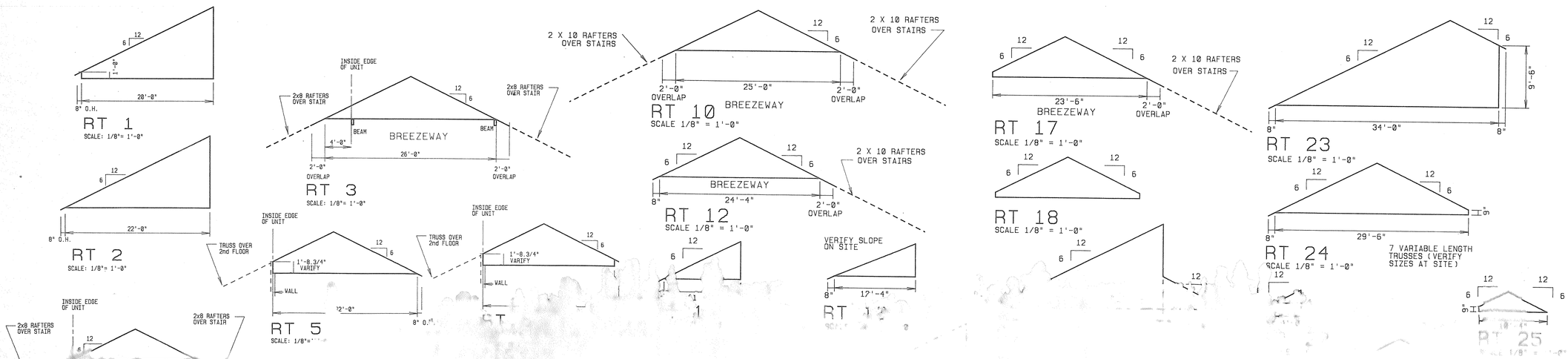

204387

MILLER/PLAYER & ASSOCIATES ARCHITECTS AND PLANNERS, LTD. 1010 EAST NORTH STREET · SUITE A · GREENVILLE, S.C. 29601 (803) 242-0177

REVISIONS:
FILE NO. B4
SCALE: 1/8"=1'-0" UNO
DRAWN BY: RP
DATE: 7/2/99
JOB NO. 3990
PLANS
BUILDING 6- FRAMING PLANS
NORTHERN KENTUCKY UNIVERSITY
SHEET NO. A-30

THIS DRAWING IS THE PROPERTY OF MILLER/PLAYER & ASSOCIATES ARCHITECTS AND PLANNERS, LTD. AND IS NOT TO BE REPRODUCED OR COPIED IN WHOLE OR IN PART. IT IS ONLY TO BE USED FOR THE PROJECT AND SITE SPECIFICALLY IDENTIFIED HEREIN AND IS NOT TO BE USED ON ANY OTHER PROJECT. IT IS TO BE RETURNED UPON REQUEST.

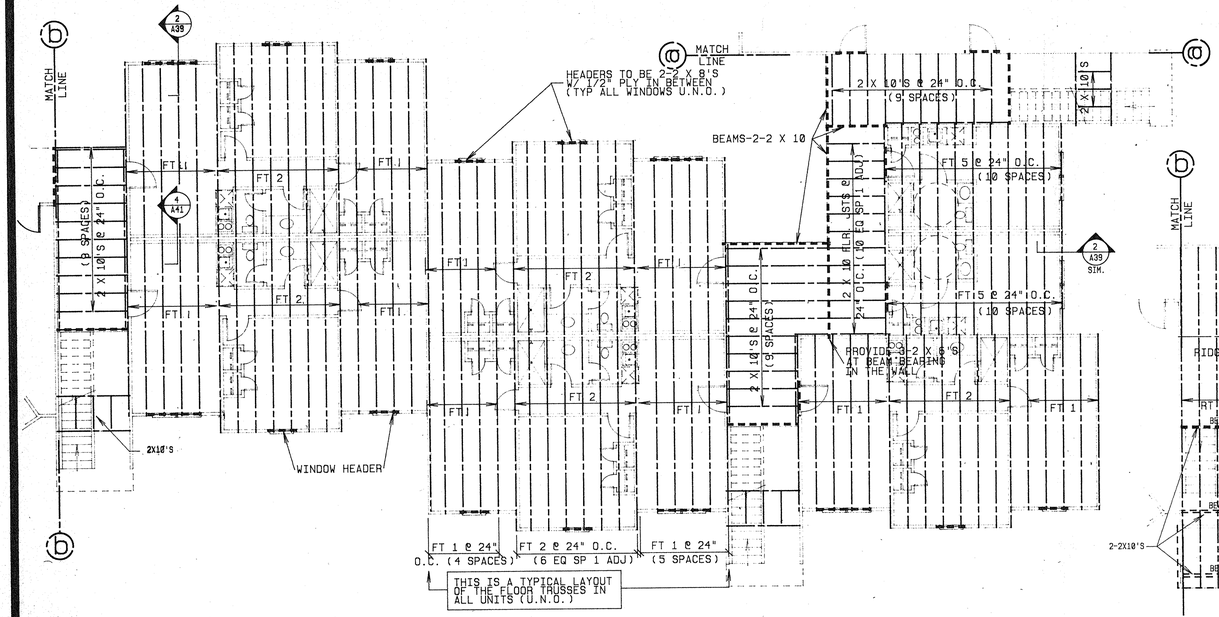

BUILDING 7 - SECOND FLOOR FRAMING PLAN

SCALE 1/8" = 1'-0"

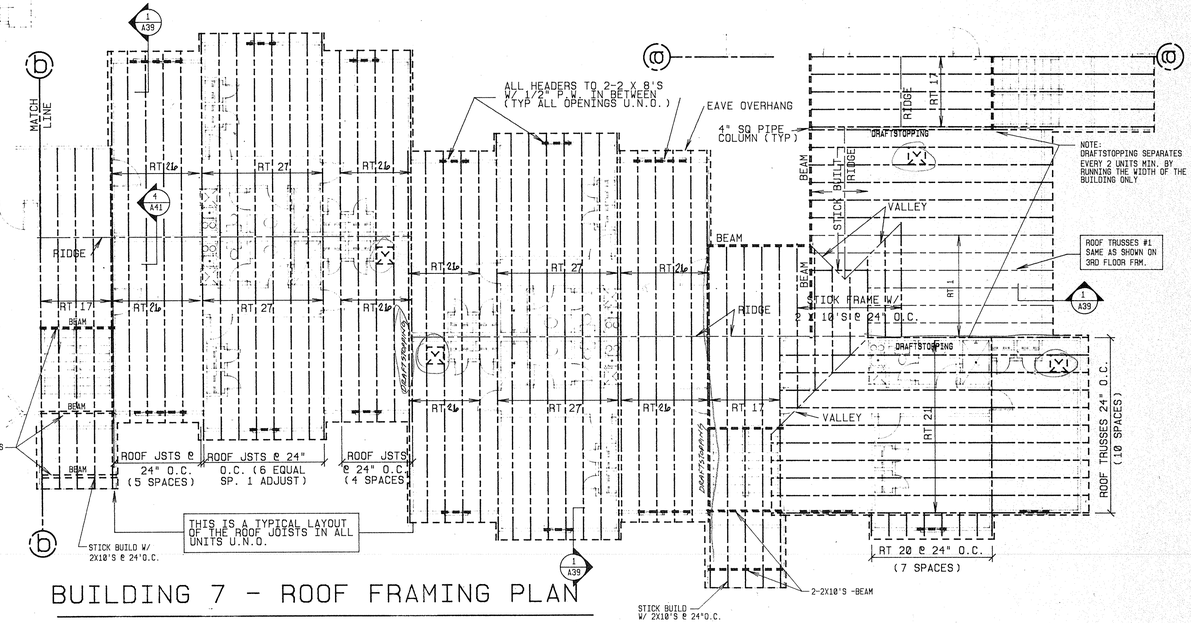

BUILDING 7 - ROOF FRAMING PLAN

SCALE 1/8" = 1'-0"

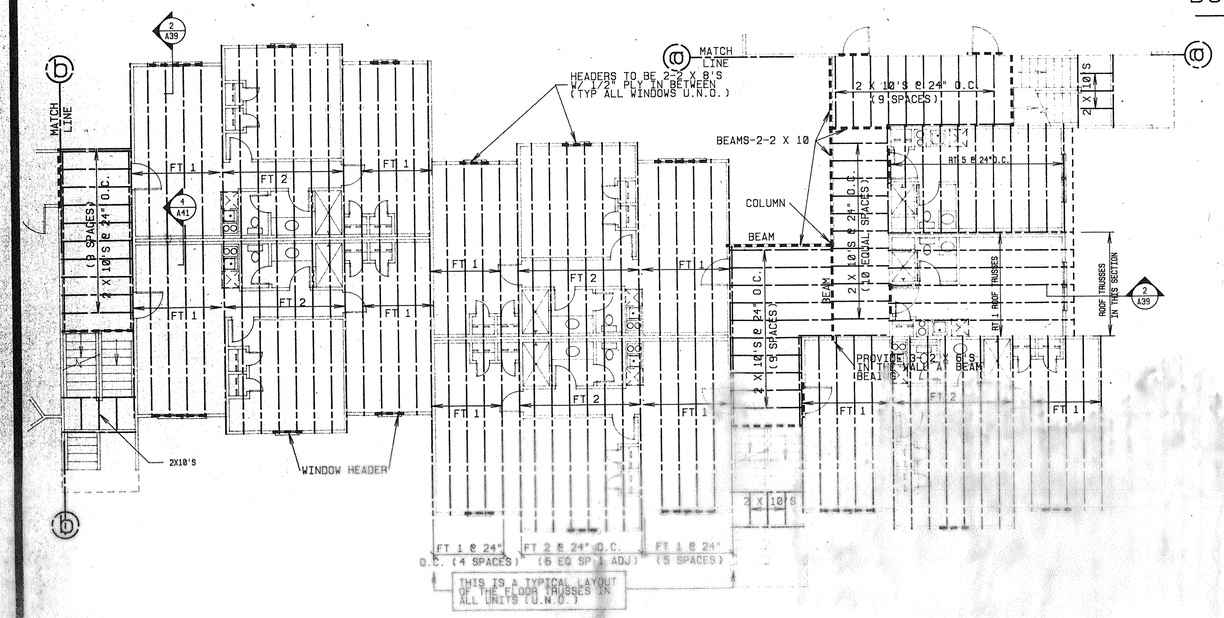

BUILDING 7 - THIRD FLOOR FRAMING PLAN

SCALE 1/8" = 1'-0" W/ PARTIAL ROOF FRAMING

N.P.R. & Associates RECEIVED

203852

REVISIONS:
FILE NO. B1
SCALE: 1/8"=1'-0
DRAWN BY: RP
DATE: 7-12-91
JOB NO. 3140

NORTHERN KENTUCKY UNIVERSITY
Residential Village Development (NFP041790)

BUILDING 7 - FRAMING PLANS

SHEET NO. A-31

MILLER/PLAYER & ASSOCIATES ARCHITECTS AND PLANNERS, LTD. 1010 EAST NORTH STREET · SUITE A · GREENVILLE, S.C. 29601 (803) 242-0177

5.5 FORM OF PROPOSAL

LUMP SUM BASE BID

The Bidder agrees to furnish all labor, materials, supplies, supervision and services required to perform this contract in a workmanlike manner. These services to be provided in accordance with Specifications and Contract Documents, and any duly issued Addenda for the **LUMP SUM BASE BID** set forth below:

_____Dollar_____Cents
(USE WORDS) (USE WORDS)

$ _____
(USE NUMBERS)

ADD – **Alternate 1** – Provide Additional cost for scope of work
as outlined in Description of work 4.0 for
(2) additional units (1112,1124) $ _____

This offer is for, at minimum, _____ calendar days from the date this offer is opened. In submitting the above it is expressly agreed that upon proper acceptance by Northern Kentucky University of any or all items offered, a contract shall thereby be created with respect to the items accepted.

THIS BID SUBMITTED BY:

_____
(Name and Address of Bidder)

DATE: _____ AUTHORIZED SIGNATURE:_____

NOTE*: The Authentication of Bid and Statement of Non-Collusion and Non-Conflict of Interest must be properly executed for this Bid to be valid.*

This Bidder, in compliance with this Request for Bid, and having carefully examined the complete contract documents, as well as the specifications for the work as prepared by Northern Kentucky University, hereby proposes to furnish all labor, supervision, materials, supplies and services required to perform the specifics of the Contract Documents, within the time set forth herein and for the final negotiated price.

The Bidder, hereby acknowledges receipt of the following Addenda:

ADDENDUM NO. _____ DATED _____ ADDENDUM NO. _____ DATE _____

5.6 List of Unite Prices

List of Unit Prices. Unit prices shall include the furnishing of all labor, materials, suppliers, services, and shall include all items of cost, overhead and profit for the Trade Contractor and any Subcontractor involved, and shall be used uniformly without modification for either additions or deductions. The Unit Price as established shall be used to determine the equitable adjustment of the Contract Price in connection with changes or extra work performed under the Contract. Failure to completely fill out the unit prices requested will result in Bid rejection.

The bidder shall include the total cost for all Base Bid Unit Price items listed below in the Base Bid Lump Sum Total as reflected on the Bid Form

ITEM DESCRIPTION	UNIT	UNIT PRICE
Labor and Material for patch and repair of drywall at scope Of work area	L.F.	$_____

NKCC-07-2020

Norse Hall Piping Repairs

Walk Through Meeting Sign-In Sheet

05/22/2020 @ 10:00AM

PLEASE PRINT INFORMATION LEGIBLY. THANK YOU.

	NAME	COMPANY	PHONE NUMBER	E-MAIL
	Jim Goetz	Milley & Co.	859-283-1441	JGOETZ@MilleyCo.com
1	Dan Hart	Dan Hart Plumbing	859-620-5601	Danhartplumbing@outlook.com
	Steve Rust	EC Schmidt Plbg.	859-635-4309	steverust@fuse.net
2	Rich MacKnight	KW Mechanical	859-261-1100	RMACKNIGHT@KWMECHANICAL.COM
	Tom Boberg	Geiler Co.	513-383-8213	tboberg@geiler.com
3	Casey Kennigan	Elite Mechanical	859 280-2706	ckennigan@elitemechs.com
	Steve Weidinger	Driekast Piping	513-383-1725	SWeidinger@Driekast.com
4				
5				
6				
7				
8				
9				
10				